

15 January, 2024

1 Comments

Last updated 17 Jan, 2024

# The Best Dry Shampoo in Australia: A Comprehensive Guide

## Table of content:

- [Introduction](#)
- [What is Dry Shampoo?](#)
- [Benefits of Using Dry Shampoo](#)
- [How to Use Dry Shampoo](#)
- [Best Dry Shampoo Australia: Product Selection](#)
- [Best Dry Shampoo Australia: Recommended Products](#)
- [FAQs about Dry Shampoo](#)

Dry shampoo has become an indispensable product in the world of hair care, particularly for its time-saving and convenience factors. We will dig deep into the subject here and will be focusing on finding the best dry shampoo in Australia.

## Dry shampoo: because your hair's busy

### What is Dry Shampoo?

[Dry shampoo](#) is a hair product that absorbs excess oil and dirt without the need for water. Unlike conventional shampoo that strips hair of oil and dirt, dry shampoo works by soaking up the oil at the hair roots, leaving hair looking refreshed.

### Benefits of Using Dry Shampoo

Using Dry Shampoo has these benefits:

- **Time-Saving:** Ideal for busy lifestyles, as it requires less time than a traditional wash.
- **Convenience:** Easily accessible and can be used anywhere.
- **Reduced Hair Damage:** Decreases the frequency of hair washing with regular shampoo, which can strip hair of natural oils.
- **Volume and Texture:** Adds volume and texture to hair, making it easier to style.

Pros	Cons
Saves time	Not a substitute for hair washing
Convenient and easy to use	Can leave residue
Reduces hair damage	May cause scalp buildup
Adds volume and texture	Not all formulas suit every hair type

**Get Exclusive Deals to Your Inbox**

### How to Use Dry Shampoo

- Detangle Hair:** Start by detangling your hair for better product absorption.
- Shake the Can:** Shake the dry shampoo can for a few seconds.
- Section and Apply:** Section your hair and spray in short bursts from 10-12 inches away.
- Massage and Brush:** Work the product into your hair with your hands, then brush if necessary.



### Best Dry Shampoo Australia: Product Selection

When selecting the best dry shampoo in Australia, consider the following factors:


- **Hair Type Suitability:** Choose a product suitable for your hair type (oily, dry, coloured, etc.).
- **Ingredients:** Look for nourishing ingredients and avoid harmful chemicals.
- **Scent:** Select a scent that appeals to you.
- **Residue:** Opt for products that leave minimal or no white residue.

### Best Dry Shampoo Australia: Recommended Products

Our selection of the best dry shampoos in Australia is based on criteria such as top-selling status, minimal customer complaints, suitability for various hair types, and the presence of nourishing ingredients, ensuring you get the most effective and satisfying product for your hair care needs.

#### For Light-coloured Hair

The unique formula of Moroccanoil Dry Shampoo Light Tones is developed with the needs of lighter hair tones in mind. Featuring an ultra-fine rice starch, it is designed to absorb excess oil, buildup, and odor, leaving your hair instantly cleansed and refreshed. Moreover, Moroccanoil Dry Shampoo Light Tones is enhanced with UV-protecting elements, shielding your hair from the damaging effects of sun exposure.




**Moroccanoil Dry Shampoo Light Tones 205ml**

~~51.50~~ **\$46.35**

Recommended product

#### For Dark Hair

Moroccanoil Dry Shampoo Dark Tones is a breath of fresh air in the world of hair care products. Its secret lies in the ultra-fine, oil-absorbing rice starch that is proficient in removing buildup and odor. By using Moroccanoil Dry Shampoo Dark Tones, you're gifting your hair an instant clean and refreshed feeling. Furthermore, Moroccanoil Dry Shampoo Dark Tones is imbued with a UV-protecting, argan oil-infused formula that promptly breaks down, ensuring no dull residue is left behind.



**Moroccanoil Dry Shampoo Dark Tones 205ml**

~~51.50~~ **\$46.35**

Recommended product

#### For Colour-treated Hair

If you're someone who adores color-treated hair, Pureology Dry Shampoo is your new best friend. It houses the exclusive AntiFade Complex® that preserves your vibrant hair color by defending against UVA/UVB rays. With each use, you'll sense that unbeatable salon-fresh vibe.

Sale



**Pureology Refresh & Go Dry Shampoo 150g**

~~39.50~~ **\$29.39**

Recommended product


#### For All Hair Types & Colours

All the recommended dry shampoos are versatile and suitable for all hair types and colours. Specifically, the Keune Style Dry Shampoo is particularly adept for those with oily roots, and the Olaplex No. 4D is uniquely formulated to nourish colored, curly, permed, dry, normal, and oily hair, addressing a wide range of hair care needs.




**Olaplex No. 4D Clean Volume Detox Dry Shampoo 250ml**

**\$54.00**



**Kevin Murphy Fresh.Hair Dry Spray 250ml**


**\$45.95**



**Kerastase Fresh Affair Dry Shampoo 150g**

~~54.00~~ **\$51.30**

Sale



**Keune Style Dry Shampoo 200ml**

~~29.95~~ **\$27.25**

Recommended product

### FAQs about Dry Shampoo

#### Can dry shampoo replace regular shampoo?

No, dry shampoo is not a complete substitute for regular shampooing. It should be used to extend the time between washes.

#### Is dry shampoo suitable for all hair types?

While there are formulas for various hair types, it's important to choose one that suits your specific hair needs.

#### How often can I use dry shampoo?

It's recommended not to use it consecutively for more than two days. Regular washing is necessary to prevent scalp buildup.

#### Can dry shampoo cause hair damage?

Overuse can lead to scalp buildup and potential hair damage. Use it sparingly and appropriately.

#### Is dry shampoo visible in the hair?

Some formulas may leave a white residue, especially on darker hair. However, many brands offer residue-free formulas or options for different hair colours.

In conclusion, the best dry shampoo in Australia offers a convenient and effective solution for busy lifestyles, while also contributing to healthier hair by reducing the frequency of traditional washing. Remember to choose a product that aligns with your hair type and personal preferences to maximize the benefits.

What are your thoughts after reading this post? Drop your insights in the comments below.

#### Source

<https://www.pureology.com/blog/haircare-tips-tricks/how-to-use-dry-shampoo-6-tips.html>

 **Written by: Manuela Ramirez Chacon**  
Expert

Share:

## 1 Comment

### Join the conversation:

Must be subscribed to Backstage Blog to submit comment.