



 TISSUE REPAIR

TR Pro+™
(0.1% Glucoprime®)
For skin that is damaged or wounded

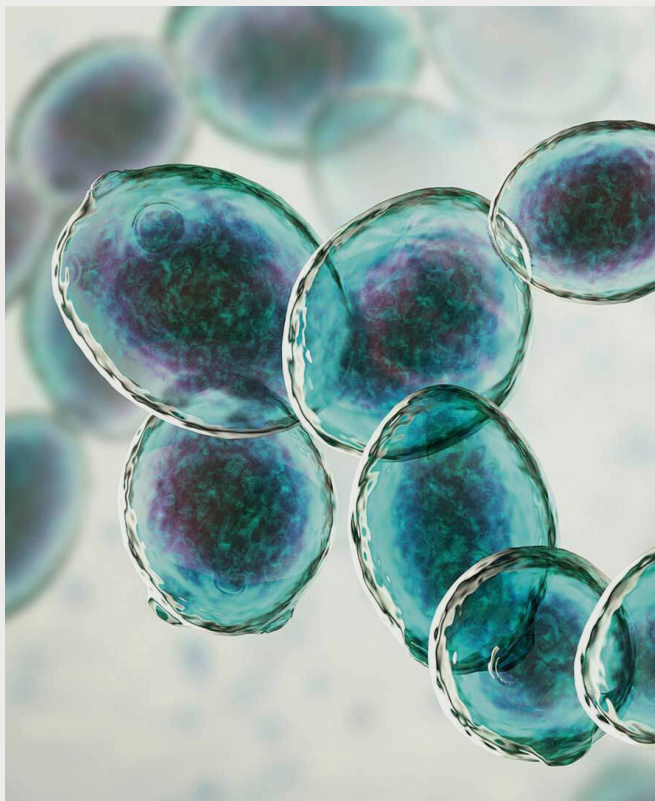
Use the QR code to order TR Pro+™



tissuerepair.com.au | trproplus.com

What Is Glucoprime®

- The active ingredient of TR Pro+™ is Glucoprime® which is a β -glucan purified from yeast
- β -glucans are made of sugar and commonly found in fungi, plants and bacteria where they are a key component of the cell wall
- Not all β -glucans are the same. There is enormous diversity in the way the millions of glucose units are connected together
- The structure of the β -glucan determines its ability to interact with host cells
- Extracting the β -glucan without breaking the linkages that connect the individual glucose units is technically very difficult
- Tissue Repair has successfully developed a process that seems to preserve the native structure, thereby allowing Glucoprime® to assist the healing of damaged or wounded skin



What Is TR Pro+

TR Pro+™ is a hydrogel that contains Glucoprime® which has been formulated to assist skin healing.

TR Pro+™ can be used in most wound situations, and is particularly effective on skin that has been irritated, damaged or wounded following cosmetic and medical procedures.

Film-Forming, Flexible, Full Contact

TR Pro+™ dries to form a thin, transparent and durable protective film that stays in constant contact with the skin

Hydration And Water Loss

TR Pro+™ is absorbed into the skin to provide hydration while at the same time providing a barrier to reduce epidermal water loss^{1,2}

Aesthetic Benefit

TR Pro+™ has been shown in clinical trials to reduce skin wrinkling and increase elastosis³

Wound Healing And Scar Formation

TR Pro+™ absorbs exudate leading to improved wound healing⁴. Increased hydration provides an environment favourable to normal scar formation⁵

Protection

TR Pro+™ provides a barrier that protects against microbial infection while at the same time allowing the skin to breathe¹

Cooling Effect

TR Pro+™ provides a cooling effect to soothe damaged skin and helps relieve pain and itching. Heat generated from cosmetic procedures is able to dissipate freely¹

Reduces Oxidative Stress

TR Pro+™ has antioxidant capacity to protect skin against oxidative stress that may be caused by UV radiation⁶

Stops Bleeding

TR Pro+™ acts as a haemostatic agent to stop bleeding⁶

Cosmetically Elegant

Upon being left to dry and absorb into the skin, TR Pro+™ is not visible and can have makeup and sunscreen applied

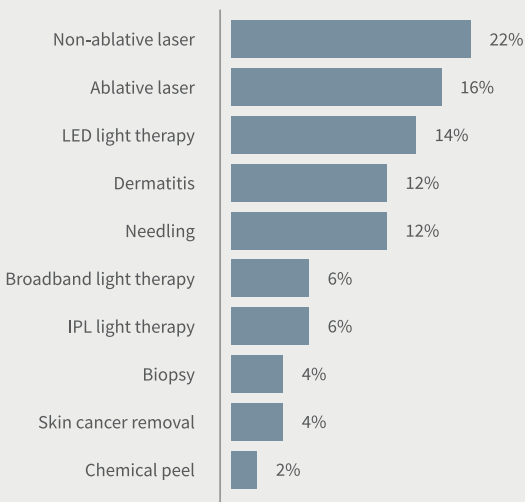
Easy To Use And Non-Reactive

TR Pro+™ can be applied once daily, is non-greasy, and can easily be removed from clothes. TR Pro+™ is neutral pH, and does not contain any fragrances or parabens making it suitable for people with sensitive skin

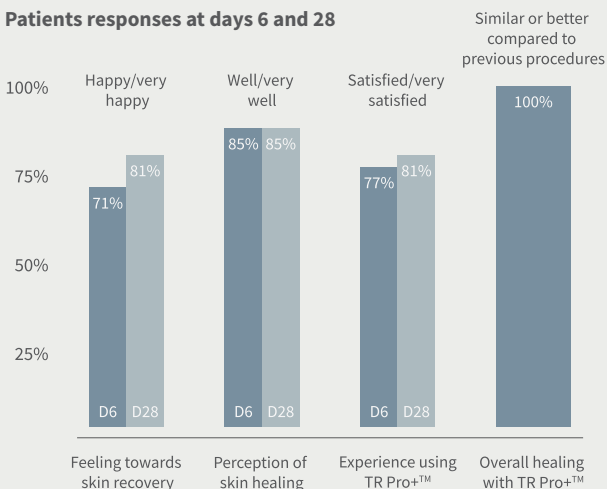
Real-World Evidence Study (2022)

Twelve dermatology clinics enrolled patients between April and September 2022 and administered TR Pro+™ following a range of procedures. The instructions specified use for at least 5 days. Patients (n=48) provided feedback via an anonymous online portal at days 6 and 28.

Procedures



Patients responses at days 6 and 28



Most patients reported less: Dryness, Itchiness, Tingling.

The study was run independently by IQVIA Solutions Australia Pty Ltd.

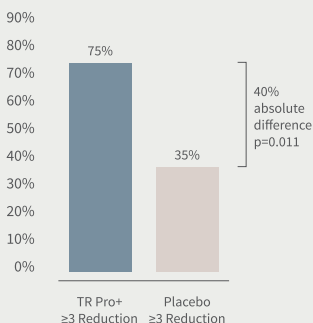
Clinical Study (2022)

Wu D, Kollipara R, Carter M, and Goldman M. A Novel Macrophage- Activating Gel Improves Healing and Skin Quality After CO2 Laser Resurfacing of the Chest. *Dermatologic Surgery* 2022 48(12): 1312-1316.

- Randomised, double-blind, placebo-controlled study at a single study site with 42 patients
- Standardised fractionated CO2 laser procedure on the full chest area to mimic a standardised wound and treated with active or placebo gel for 5 consecutive days with skin quality assessed at 28 and 104 days
- Validated 3- and 9-point Fitzpatrick-Goldman Wrinkle and Elastosis Scale (respectively) used to evaluate efficacy

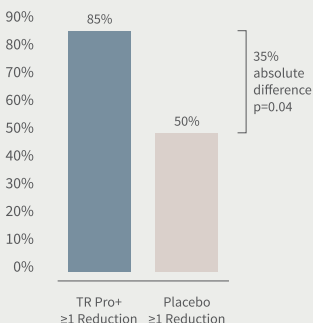
Elastosis

Proportion of patients with an improvement of at least 33%

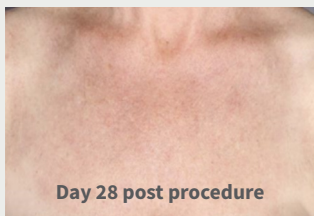


Wrinkling

Proportion of patients with an improvement of at least 33%



A typical example of a patient who has undergone fractionated laser treatment on the chest area



Treatment with TR Pro+™ demonstrated a significant improvement in skin quality, as assessed by wrinkling and elastosis, after 28 days.

Directions For Use

Go to the Consumer Information brochure at trproplus.com for directions on your specific procedure.

General Instructions

On Day 1 rinse the treated areas with sterile water. Apply a generous layer of TR Pro+™ similar to the application of a mask (approximately 2-mm thick, or the thickness of a 20-cent coin) and allow the gel to absorb. The area can be covered with a loose dressing if appropriate.

On Days 2-5 rinse the affected area, apply TR Pro+™ in the evening and leave overnight. After showering in the morning apply moisturiser as necessary throughout the day if the skin surface feels dry and is intact.

After 5 days, and subject to advice from your healthcare professional, TR Pro+™ can be applied twice weekly.

When applying TR Pro+™ there may be a brief mild stinging sensation before the cooling effect of the gel becomes apparent, at which time there may also be a feeling of skin tightening which is normal. Use moisturiser through the day on intact skin if necessary.

- For external use only
- Keep out of reach of children
- If irritation occurs after two days use, discontinue use
- TR Pro+™ should not be applied to third degree (full thickness) burns or placed in contact with mucous membranes or the eyes
- TR Pro+™ should not be applied over, or used with, other skin treatments without the advice of your healthcare physician
- TR Pro+™ should not be used with any topical products containing alpha- hydroxy acids, salicylic acid, and vitamins C or E

Ingredients

Beta-glucan (0.1 % Glucoprime®), carbomer, titanium dioxide, water, triethanolamine

References

1. Harrison, IP and Spada, F. *Pharmaceutics* 2018; 10;71 1-13
2. Cao, Y et al, *J Cosmet Dermatol.* 2021; 20:1756-176
3. Wu, D et al, *Dermatologic Surgery* 2022; 48(12): 1312-1316
4. Madaghiele, M. et al, *Burns and Trauma.* 2014; 2(4): 153-161
5. Bacha, U. et al, 2017. *BioMed Res International* <https://doi.org/10.1155/2017/8972678>
6. Fan, F. et al, *Frontiers in Bioeng and Biotech.* 2021; 9:1-24

Manufactured In Australia By

Tissue Repair Ltd.

255 Pitt St, Sydney NSW 2000 Australia | info@trtherapeutics.com
